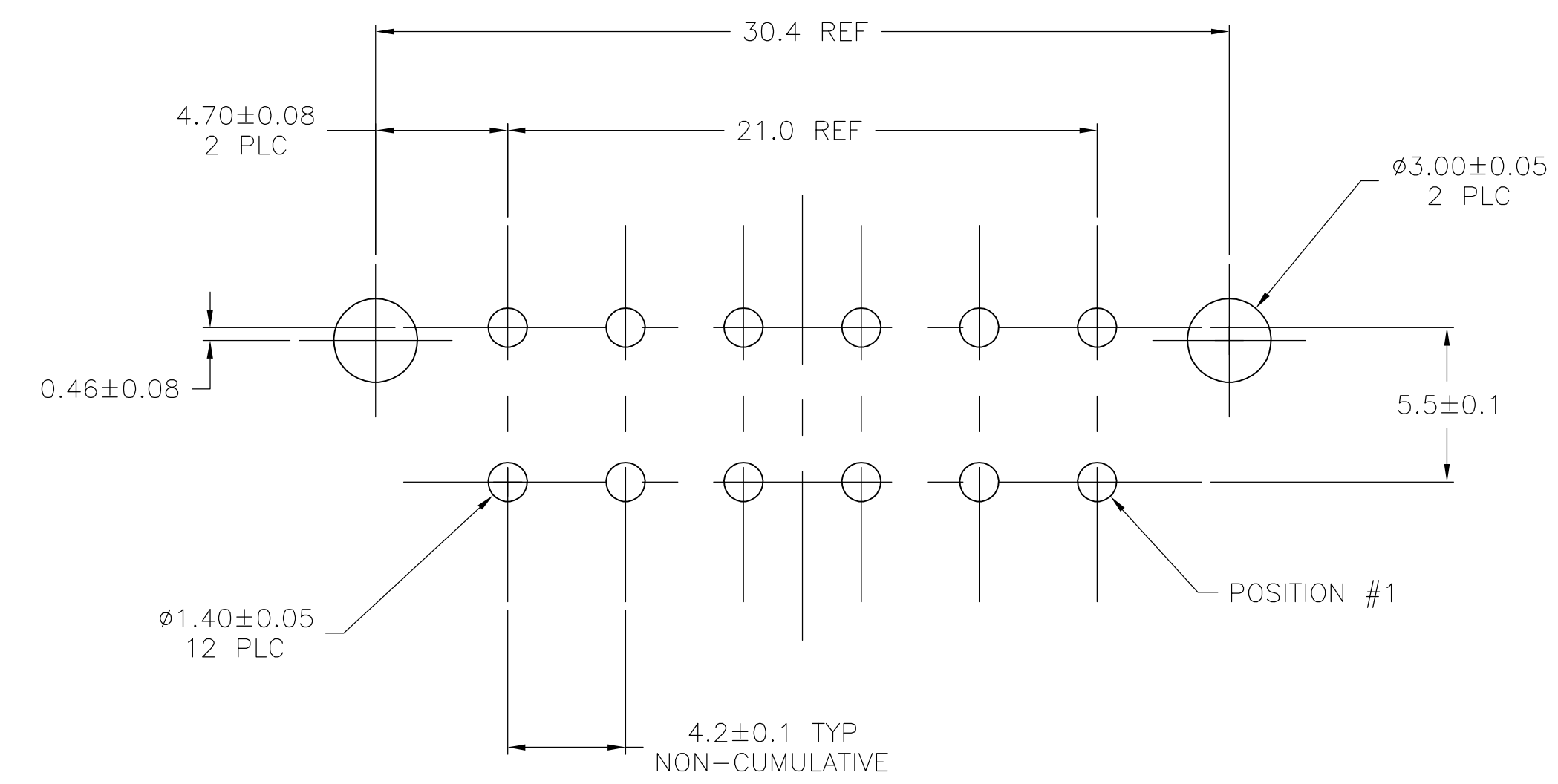
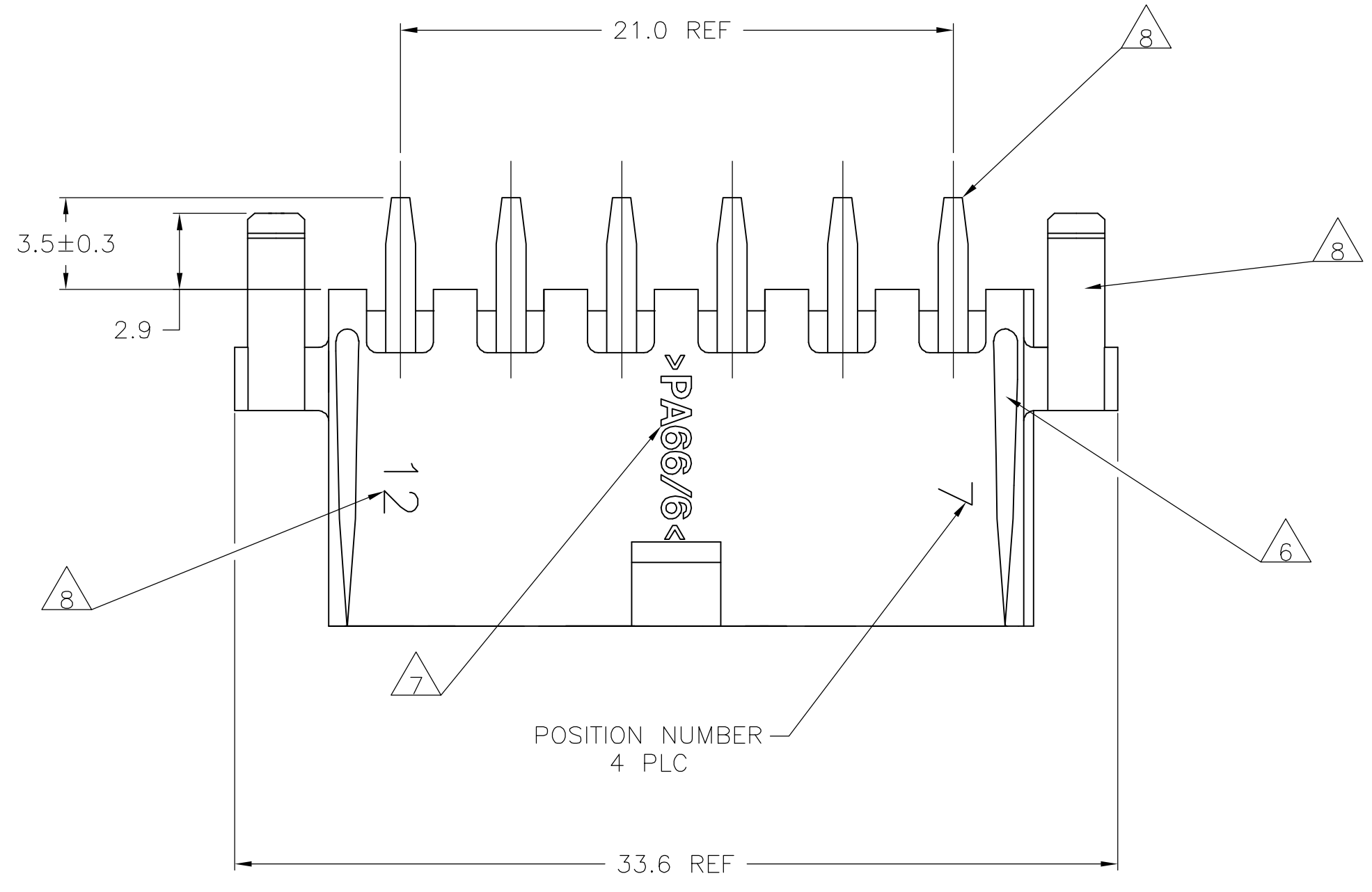
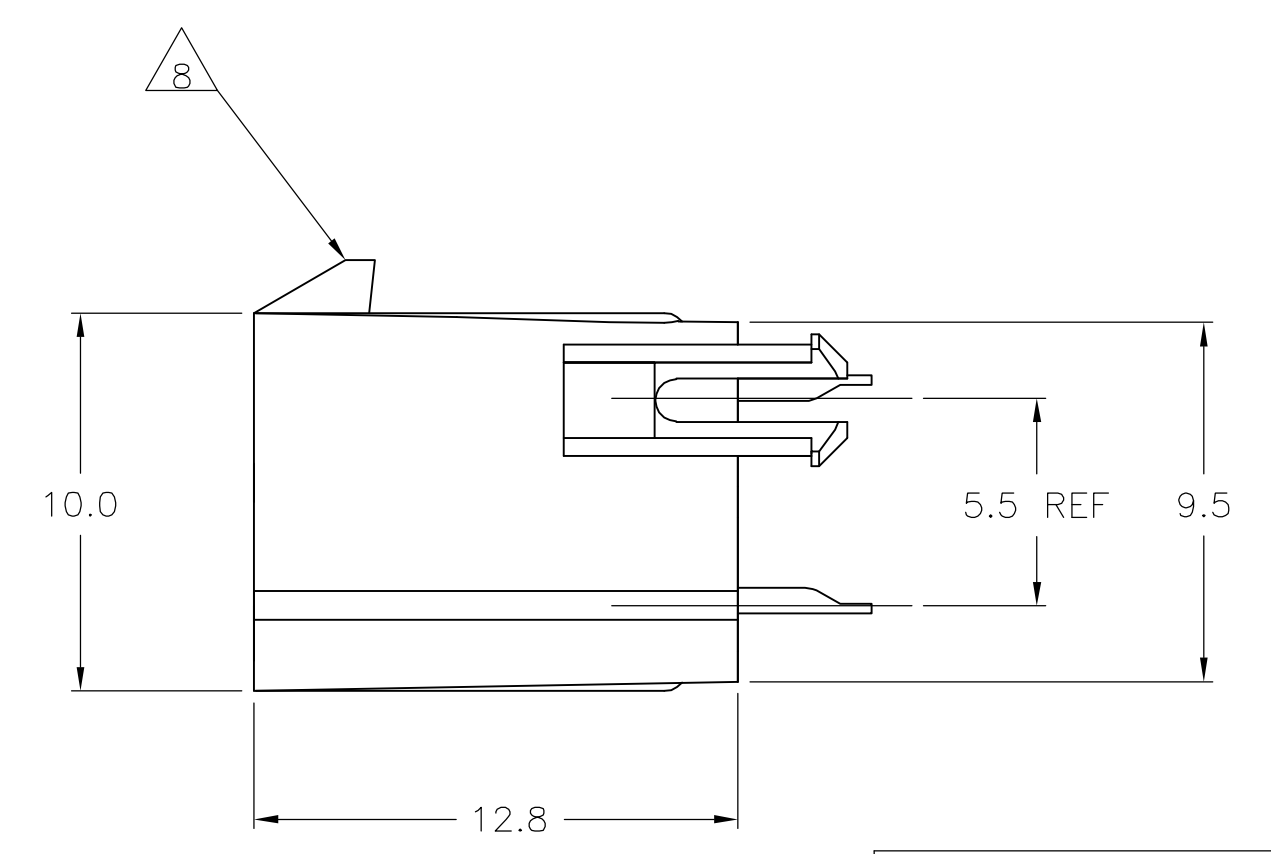
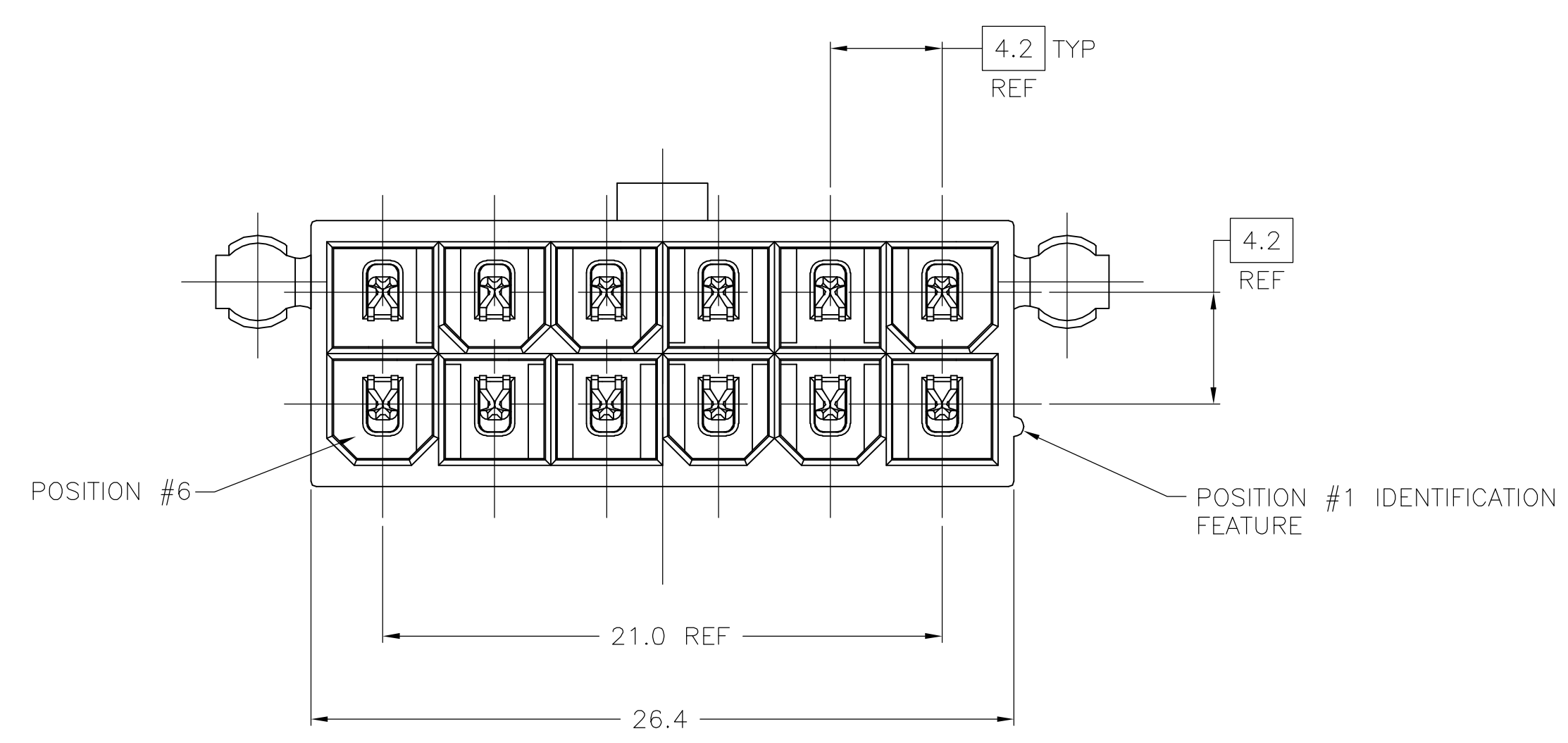


LOC		DIST		REVISIONS			
P	LTR	DESCRIPTION	DATE	DNW	APVD		
E		ECO-06-013135	15JUN06	BSV	DC		

- 1 MATERIAL:
HOUSING: NYLON, UL94V-0 (COLOR - NATURAL, COLOR OF PARTS MAY VARY).
CONTACTS: 0.25 THK COPPER ALLOY.
- 2 CONTACT FINISH: 0.003 MIN THK TIN-LEAD OVER 0.00127 MIN THK NICKEL OVER ENTIRE CONTACT.
- 3 CONTACT FINISH: 0.00076 MIN THK GOLD PLATE ON PIN MATING SURFACE, 0.003 MIN THK TIN-LEAD PLATE ON SOLDER TAIL, ALL OVER 0.00127 MIN THK NICKEL BASE PLATE.
- 4. SOLDER TAIL MEETS AMP SOLDERABILITY SPECIFICATION 109-11-2.
- 5. MATES WITH SIMILARLY PLATED AMP-DUAC™ POWER CONNECTOR RECEPTACLE HOUSINGS/SOCKET CONTACTS.
- 6 RIBS ON FOUR CORNERS OPTIONAL.
- 7 AMP LOGO AND MATERIAL ID MAY BE LOCATED ON EITHER LONG SIDE OF PART.
- 8 SIZE, SHAPE OR STYLE OF THIS FEATURE MAY VARY.
- 9 CONTACT FINISH: 0.003 MIN THK TIN OVER 0.00127 MIN THK NICKEL OVER ENTIRE CONTACT.
- 10 CONTACT FINISH: 0.00076 MIN THK GOLD PLATE ON PIN MATING SURFACE, 0.003 MIN THK TIN PLATE ON SOLDER TAIL, ALL OVER 0.00127 MIN THK NICKEL BASE PLATE.



RECOMMENDED MOUNTING HOLE PATTERN
 FOR 1.78 MAX THICK P.C. BOARD
 COMPONENT SIDE SHOWN



SUPERCEDED BY 1-794470-2
 SUPERCEDED BY 1-794470-1

1	10	1	1	1-794470-2
1	9	1	1	1-794470-1
1	3	1	1	794470-2
1	2	1	1	794470-1
CONTACT		HOUSING		PART NO.

THIS DRAWING IS A CONTROLLED DOCUMENT.		DIN R VESTAL DBJUN98	Tyco Electronics Corporation Harrisburg, Pa 17105-3608	
DIMENSIONS: mm		CHK R SWING DBJUN98	NAME	
TOLERANCES UNLESS OTHERWISE SPECIFIED:		APVD C CASH DBJUN98	PRODUCT SPEC	
0 PLC ± -		APPLICATION SPEC		
1 PLC ± 0.2		108-1699		
2 PLC ± 0.13		SIZE CASE CODE DRAWING NO		
3 PLC ± -		A1 00779C=794470		
4 PLC ± -		RESTRICTED TO		
ANGLES ± 0° 30'		WEIGHT		
FINISH SEE TABLE		CUSTOMER DRAWING		
		SCALE 5:1 SHEET 1 OF 1 REV E		